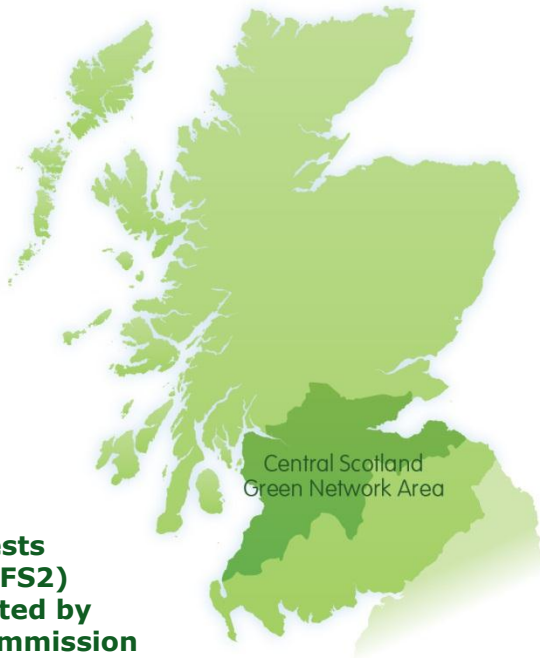




# Visits to forests in the Central Scotland Green Network Area

Results from All Forests Survey 2 - 2013



The All Forests Survey 2 (AFS2) was conducted by Forestry Commission Scotland with fieldwork from November 2012 to October 2013.

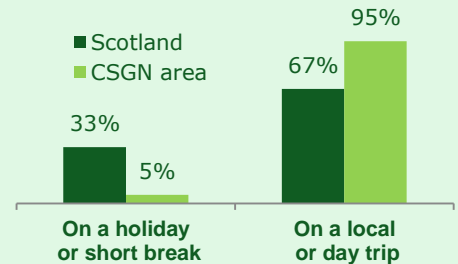
During this period visitors were counted and interviewed in forests across Scotland's National Forest Estate. Data was also collected by automatic vehicle and trail counters positioned at key forest entrances.

A total of **1,964** visitors were interviewed including **403** in the Central Scotland Green Network (CSGN) area.

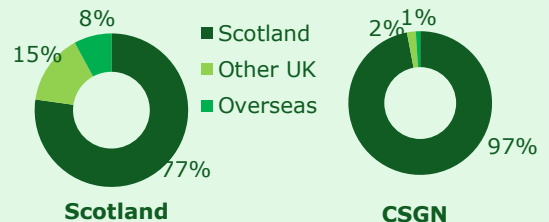
This factsheet provides the key results from the survey in relation to the CSGN area. A more detailed national report and further factsheets are available at [www.forestry.gov.uk/scotland](http://www.forestry.gov.uk/scotland)

## Key facts

- An estimated **1.2 million visits** are taken annually to forests in the CSGN area.
- This represents **13%** of the **9.1 million visits** taken annually to Scotland's National Forest Estate.
- **95%** of visits to forests in the CSGN area are taken by people on a local or day trip, a much higher proportion than recorded nationally in the AFS2 (**67%**).



- Most visits to forests in the CSGN area (**97%**) are taken by people who live in Scotland while just **1%** are from overseas. This varies somewhat from the average for Scotland's National Forest Estate as a whole where a larger proportion of visitors are from outside of Scotland.



# Who visits forests in Central Scotland Green Network area?

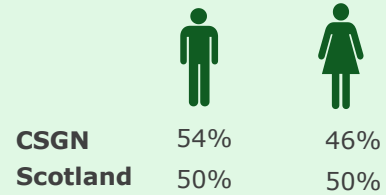
## Visitor demographics

- Forests in the CSGN area attract a slightly higher volume of men than women (**54%** v **46%**).
- The average age of a visitor to a forest in the CSGN area is **46**, the same as the AFS2 national average. However it is notable that compared to the Scottish average, slightly larger proportions of visitors in the CSGN area are in the youngest (**16-24**) and oldest (**65+**) adult age groups.
- 14%** of parties visiting forests in the CSGN area have children in their party, slightly less than the proportion recorded across Scotland's National Forest Estate as a whole (**17%**). Average party size is **2.5** compared to **3.1** nationally in the AFS2.
- A very small proportion of visitors to forests in the CSGN area are in the Black, Asian and Minority Ethnic Population (BAME) (**0.5%**). A similar, low proportion was recorded nationally in the AFS2 (**0.2%**).
- 8%** of visitors to forest in the CSGN area have a long term illness or disability, a similar proportion to that recorded across Scotland's National Forest Estate as a whole (**6%**).

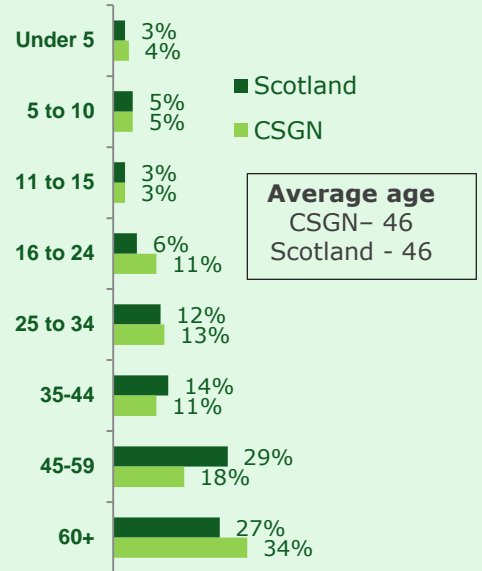
## Place of residence and regularity of visits

- 29%** of visitors to forests in the CSGN area normally visit the forest they were interviewed in every day, a much higher proportion than the AFS2 national average (**13%**).
- As shown on the previous page, the majority of visitors to forests in CSGN area are Scottish (**97%**) and on a day trip from home (**95%**).
- The average distance travelled to reach a forest in the CSGN area is **10** miles, less than the AFS2 national average (**17** miles).
- More specifically, **66%** of visitors travel less than **6** miles to forests in the CSGN area, **26%** travel between **6** and **25** miles and **9%** travel more than **25** miles (compared to AFS2 national averages of **43%**, **37%** and **20%**).

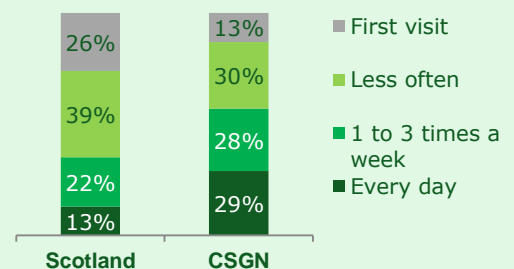
## Gender



## Age profile



## Frequency of visits to forests



## Average distance travelled



# How do visitors use forests in Central Scotland Green Network area?

- Most visits to forests in the CSGN area involve walking (**77%**) with the just over half of visitors walking with a dog (**54%**).
- 5%** of visitors state that they are 'just passing through'.
- Compared to the AFS2 national averages, visits to forests in the CSGN area are more likely to include walking with a dog but less likely to include picnics or looking at something in the forest such as wildlife.
- Three in four** visits to forests in the CSGN area last less than **2 hours (76%)**. The average dwell time is **1 hour 25 minutes**.
- On average forest visitors in the CSGN area spend **£4** during their trip (including spend outside of the forest but excluding overnight accommodation). This is a significantly lower amount than the AFS2 national average (**£18**).
- 54%** of visits to forests in the CSGN area are taken by car while in **40%** of visits participants walk to the forest. These profiles are similar to those recorded national in the AFS2.

## Activities undertaken on visits



### Dog walking

CSGN	54%
Scotland	43%



### Other walking

CSGN	23%
Scotland	29%



### Cycling or mountain biking

CSGN	8%
Scotland	8%



### Seeing something in the forest (e.g. wildlife, sculpture)

CSGN	2%
Scotland	4%

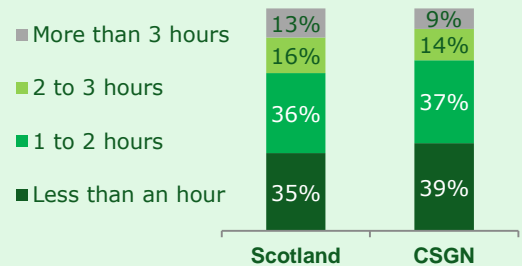


### Picnic

CSGN	<1%
Scotland	3%

\*Percentages total less than 100% as above excludes other activities undertaken by smaller proportions of visitors.

## Length of time spent in forest



Average dwell time: **1hr:30 mins** (Scotland) vs **1hr:25 mins** (CSGN)

## Visit expenditure

(excluding overnight accommodation)

**£18**  
Scotland

**£4**  
CSGN

To obtain more results from the All Forests Survey 2 or further information on the survey methods see

<http://scotland.forestry.gov.uk/managing/work-on-scotlands-national-forest-estate/tourism-and-recreation/profile-of-forest-visitors>